

HARRY POTTER PLACES
BOOK ONE

The London
Potter Promenade
4-Day Itinerary



www.HarryPotterPlaces.com

Harry Potter Places Book One
The Potter Promenade
A Four-Day London Itinerary

This itinerary consists of:

- a *Prisoner of Azkaban* [POA] day
- a *Sorcerer's Stone* [SS] day
- a **Little Whinging Zoo** day
- and **Two Options** for a **Special Side-Along** [SSA] day:
 trekking to Godric's Hollow or Professor Flitwick's Classroom.

If visiting the **Harry Potter WB Studio Tour** [HPST] on a London-based touring day, see the **HPST Day Itinerary Planning Supplementum**, which includes **substitution options** for the *DHp1* Café-Related Film Sites (Site #2) and/or the Muggle Underground Station (Site #13).

POA Day: Borough Market stalls are open only on Thursdays, Fridays, and Saturdays.

SS Day: Leadenhall Market stalls are open only on Mondays through Fridays.

*** SSA Day Option Two** (Professor Flitwick's Classroom) requires a **pre-booked visit appointment**.

Thus, some of the Best Day recommendations below may need to be ignored.

If Your Four Days in London Are ...	Follow the POA Day Itinerary on:	Follow the SS Day Itinerary on:	Follow the Zoo Day Itinerary on:	Follow SSA Day Option One on:
Sun, Mon, Tues, Wed	Mon, Tues, or Wed	Mon, Tues, or Wed	Mon, Tues, or Wed	Sunday
Mon, Tues, Wed, Thurs	Thursday	Mon, Tues, or Wed	Mon, Tues, or Wed	√ website for open days
Tues, Wed, Thurs, Fri	Thurs or Fri	Tues or Wed	Tues or Wed	√ website for open days— Thurs or Fri preferred
Wed, Thurs, Fri, Sat	Thurs or Fri	Wed, Thurs, or Fri	Wed, Thurs, or Fri	Saturday
Thurs, Fri, Sat, Sun	Saturday	Thurs or Fri	Thurs or Fri	Sunday
Fri, Sat, Sun, Mon	Saturday	Fri or Mon	Fri or Mon	Sunday
Sat, Sun, Mon, Tues	Saturday	Mon or Tues	Mon or Tues	Sunday

Please Note: If you cannot afford *either* of the two Potter Promenade Special Side-Along Day Options, simply spend your Potter Promenade SSA Day visiting **Non-Potter London Landmarks**, and schedule your visit to the Site #2 *DHp1* Café-Related Film Sites in Piccadilly Circus at the end of your SSA Day.

Use the Special Side-Along Day Option Two Itinerary to create your own Potter Promenade SSA Day schedule.

Godric's Hollow vs Professor Flitwick's Classroom

The Potter Promenade Special Side-Along Day Option One is a trip to *Deathly Hallows'* **Godric's Hollow**; Lavenham, Suffolk (Site #19). The Potter Promenade Special Side-Along Day Option Two requires you to pre-book a morning or afternoon tour of **Professor Flitwick's Classroom**, Harrow School (Site #25). Good luck making your choice!

Before deciding between the two Potter Promenade SSA day options, check the Harrow School's tour information webpage, just in case they've added a special **Potter Tour** of the Fourth Form Room. <http://www.harrowschoolenterprises.com/html/tours/information/>

Neither YAY nor NAY Factors:

- All *Deathly Hallows Part One & Part Two* Godric's Hollow scenes were filmed on a **set** built at Pinewood Studios, in England. However, almost every aspect of the Godric's Hollow set design was based on the architecture of Lavenham buildings photographed by location scouts.
- A plethora of set pieces and props were added to Harrow School's Fourth Form Room prior to filming Professor Flitwick's Wingardium Leviosa class scenes for *Sorcerer's Stone*. Although the Professor's chair still exists in real-life, the towers of books that surrounded it, and the desks seen on film in front of the students, no longer exist. However, even when bare, the Harrow School Fourth Form Room is readily recognizable as Professor Flitwick's classroom.

YAY, Godric's Hollow:

- A few real-life **background plates** were filmed in Lavenham village and digitally inserted into the *Deathly Hallows* Godric's Hollow street scenes filmed on the Pinewood Studios set. At least one of those background plates (footage featuring the Lavenham Guildhall building) is readily recognizable, and can be photographed by Potterites who visit Lavenham.
- The **Tapestry Gallery** shop in Lavenham sells high-quality recreations of *all* the iconic tapestries that adorned the walls of the **Gryffindor Common Room** set built at Leavesden Studios.
- Many structures in Lavenham date back to Saxon times (early 5th century AD) and the Norman conquest of 1066. As one of the best-preserved medieval villages in England, Lavenham is a rare treat to visit.

NAY, Godric's Hollow:

- **Godric's Hollow is an expensive London Side-Along Apparation.**
It may cost you up to £50 (\$80) simply to journey to and from Lavenham—although, the Taxi fares included in that total could be split between several travelers.
- **Godric's Hollow is the farthest Side-Along Apparation from London.**
Travel time to Lavenham ranges between 1 hour and 20 minutes to 2 hours each way. Visiting Godric's Hollow for 2 hours will require 6 hours of one day's itinerary.
- **Lavenham's Tapestry Gallery is *not* a Souvenir Shop.** The authentic reproductions sold by the Tapestry Gallery are top quality, loom-woven tapestries. As such, even a pillow-sized tapestry ain't cheap. In fact, the price of tapestry pillows range between £35 (\$56) and £46 (\$74).

YAY, Professor Flitwick's Classroom:

- Because Harrow School's Fourth Form Room is where the *Sorcerer's Stone* **Wingardium Leviosa** Charms Class scenes were filmed, you can have photos taken while sitting on the exact spot where 11-year-old Daniel Radcliffe sat, way back when.
- If you use a **London Travelcard** (or London Pass w/Travel) to visit Harrow School, your journey will be free. When using an **Oyster Card** to reach Harrow School, however, the journey will only debit your card around £10 (\$16).
- Travel time between London's Marylebone Railway Station and Professor Flitwick's classroom is only about 20 minutes each way, *including* the walk or bus journey between Harrow-On-The-Hill Tube station and Harrow School.
- If you identify yourself as a **Potterite** at the beginning of the tour, the Harrow School guide will likely adjust the tour's pace to allow extra time in Professor Flitwick's classroom.
- All Harrow tours begin with the Old Schools building, which contains the Fourth Form Room—Professor Flitwick's classroom. **You don't have to stay for the full 90 minute Harrow School tour!** If you wish, you can leave after visiting the Fourth Form Room.

Please Note: Be very sure to politely thank the Harrow School guide and make it clear that **you're leaving the tour early**. Please do not launch an entirely unnecessary Search & Rescue mission by disappearing without notice!

- If Harrow School has developed a brief, **Fourth-Form-Room-only** tour for Potterites prior to your visit, that would be a *huge* **YAY!**

NAY, Professor Flitwick's Classroom:

- To visit the Fourth Form Room, you have to plan your entire holiday around a Harrow School **Open Tour** date, which doesn't require pre-booking and costs only **£5 (\$8)**, but is available only on **three Saturday afternoons** each year.

OR, you have to pre-book a **Standard** guided tour of Harrow School. Although the standard Harrow School guided tour is offered once in the morning and once in the afternoon on almost every weekday during each school term, it costs a whopping **£70 (\$112)** for a group of 1 to 9 people.

- You must make your decision to pre-book a Standard guided tour of Harrow School at least **six months in advance**. Harrow tours have become more and more popular over the past few years, and quickly become fully-booked.
- Harrow School Tours are rarely available in July, and almost never offered in August.
- The Fourth Form Room is the only Harry-Potter-related site at Harrow School.
- At most, you'll probably be allowed no more than 30 minutes inside the Fourth Form Room. Granted, 30 minutes is plenty of time to snap Professor Flitwick Classroom Potter Pix. But, a lot of bother and expense is required to obtain this half-hour pic-taking opportunity.
- If you elect to visit Professor Flitwick's Classroom you'll need to **design your own Potter Promenade Special Side-Along Day Option Two Itinerary**, based on your school tour appointment's day and time.

Harry Potter Places Book One The London Potter Promenade *Prisoner of Azkaban Day*



















Unless your **Pre-Trip Transport Times Check** significantly alters this itinerary's schedule, pre-purchase a **1:30 pm Madame Tussauds** (Site #14) ticket for your Potter Promenade *POA* Day. You'll have a 30-minute grace period for entry after the ticket's assigned timeslot.

*** Snag Red Phone Box Pix (Site #11) on your POA Day.**

£/\$ = Shopping and/or eating time scheduled.

@ = Pay attention to the time—arrive/leave no later than the schedule indicates!

Directions for traveling between sites can be found in the Site Entry listed in the Last Column.




















Use  Transport for London (TfL) [http://www.tfl.gov.uk/] to obtain directions from your London lodgings to King's Cross/Saint Pancras  Station ; reach the station no later than 9:00 am .					
Arrival Time	SITE	Time On-Site	Depart Time	Travel Time/Method to next Site	See Site
@9:00 am	Platform 9 ¾ ; King's Cross & Saint Pancras Stations (Site #16)	40 min	@9:40 am	A 15 min 	#15
9:55 am	Number 12 Grimmauld Place ; Claremont Square (Site #15)	25 min	@10:20 am	A 5-7 min  , an 18 min  journey, a 5 min 	#5
10:50 am	Gringotts Bank ; Australia House (Site #5)	25 min	@11:15 am	A 15 min 	#1
11:30 am	Death Eaters' Bridge ; the Millennium Footbridge (Site #1)	25 min	@11:55 am	A 10 min 	#7
12:05 pm	Leaky Cauldron, POA : Borough Market (Site #7)	60 min £/\$	@1:05 pm	A 10 min  , 12 min  journey, 1 min 	#14
@1:25 pm	Muggle Wax Museum ; Madame Tussauds (Site #14): 1:30 pm ticket.	2 hours	3:30 pm	A 1 min  , 8 min  journey	#13
3:40 pm	Muggle Underground Station ; Westminster  (Site #13)	45 min	4:25 pm	A 12 min 	#10
4:40 pm	Ministry of Magic Area ; Old Scotland Yard (Site #10)	45 min	Stay longer if you like. When finished, follow Site #10 directions for reaching Embankment or Westminster  stations		
Consult  TfL for directions from Embankment or Westminster  station to your London lodgings, or wherever!					

Harry Potter Places Book One
The London Potter Promenade
Sorcerer's Stone Day

£/\$ = Shopping and/or eating time scheduled.

@ = Pay attention to the time—arrive/leave no later than the schedule indicates!

Directions for traveling between sites can be found in the Site Entry listed in the Last Column.


Use  Transport for London (TfL) [http://www.tfl.gov.uk/] to obtain directions from your London lodgings to Waterloo Railway Station [WAT] ; reach WAT no later than 9:00 am.					
Arrival Time	SITE	Time On-Site	Depart Time	Travel Time/Method to next Site	See Site
@9:00 am	At WAT  , buy a Return ticket for Martins Heron Railway Station [MAO] and board the next train	n/a	ASAP	A 60 min  journey, then a 5 min 	#24
10:25 am	Number 4 Privet Drive ; Number 12 Picket Post Close, Martins Heron (Site #24)	25 min	@10:50 am	 back to MAO,  back to WAT, quick    ; total trip about 1 hour and 25 min.	#24
12:15 pm	Leaky Cauldron, SS : Leadenhall Market (Site #8).	60 min £/\$	1:15 pm	A 9 min  , a 16-18 min  trip	#3
1:45 pm	Diagon Alley Wizard Entrance ; Charing Cross Road (Site #3)	10 min	1:55 pm	A 10 min 	#18
2:05 pm	Wizard Chessmen ; The British Museum (Site #18). The museum doesn't close until 5:30pm.	2 hours £/\$	*4:05 pm	A 6 min  , 6 min  trip, 8 min  , 23 min  trip; total trip about 43 min.	#20
[*Consider staying longer at the British Museum, delaying your trek to the HbP Train Station and Café until later in the evening.]					
*4:50 pm	HbP Train Station and Café ; Surbiton Train Station (Site #20)	45 min £/\$	No operation hours apply here. Stay longer if you like, then return to Waterloo Railway Station [WAT] ; about a 25 min  journey.		
Consult  TfL for directions from WAT  to your London lodgings, or wherever!					

Harry Potter Places Book One

The London Potter Promenade

Zoo Day




























Purchase a LONDON ZOO ticket (Site #9) for your Potter Promenade Zoo Day.

  Purchase an Original Tour Bus (Potter Preferred) or a Big Bus ticket for your Potter Promenade Zoo day. Both include a Free River Cruise Pass.


£/\$ = Shopping and/or eating time scheduled.

@ = Pay attention to the time—arrive/leave no later than the schedule indicates!

Directions for traveling between sites can be found in the Site Entry listed in the Last Column.

Use  Transport for London (TfL) [http://www.tfl.gov.uk/] to obtain directions from your London lodgings to  Golders Green Tube Station ; reach the station no later than 9:45 am .					
Arrival Time	SITE	Time On-Site	Depart Time	Travel Time/Method to next Site	See Site
@9:45 am	Arrive  Golders Green.	n/a	ASAP	 ,  , or TAXI	#21
10:05 am	Hermione's Home ; Number 9 Heathgate, London NW11 7AR (Site #21)	25 min	@10:30 am	 ,  , or TAXI back to  ; a 15 min  trip to Camden Town. Total trip about 35 min.	#21
11:05 am	At Camden Town  , head for the Zoo	n/a	ASAP	30 min  ,  , or TAXI options	#9
11:35 am	Little Whinging Zoo ; The London Zoo (Site #9) You can leave the Zoo earlier, if you wish!	2 hours £/\$	1:35 pm	Similar 30 min options for return to Camden Town 	#9
2:10 pm	At Camden Town  , head for the Northern Line	n/a	ASAP	A 19 min  journey, a 5 min 	#4
@2:35 pm	Fly-By Bridges and Buildings ; Thames River (Site #4). Cruise departs @2:45 pm.	2 hours  	*4:45 pm	A 5-9 min  , 37 min    journey, 10 min  ; total trip about 57 min.	#23
[*Consider staying on the tour bus and riding past Non-Potter London sites for another hour or so, delaying your Knight Bus Streets visit until later in the evening.]					
*5:45 pm	Knight Bus Streets ; Palmers Green Suburb of London (Site #23)	Being exterior sites in a Muggle Neighborhood, no operation hours apply here. It's about a 10 min  back to Palmers Green Railway Station [PAL] 			
Consult  TfL for directions from PAL  to your London lodgings, or wherever!					

Harry Potter Places Book One
The London Potter Promenade
 Special Side-Along Day Option One;
Deathly Hallows' Godric's Hollow













During the process of writing *Harry Potter Places*, this itinerary's train schedule changed significantly. The 2011 schedule is reflected herein. Perform a **Pre-Trip Transport Times Check** to confirm this itinerary's  schedules, and consider pre-purchasing your Return ticket.

<http://www.nationalrail.co.uk/>

£/\$ = Shopping and/or eating time scheduled.

@ = Pay attention to the time—arrive/leave no later than the schedule indicates!

Directions for traveling between sites can be found in the Site Entry listed in the Last Column.




Use  Transport for London (TfL) [http://www.tfl.gov.uk/] to obtain directions from your London lodgings to London's Liverpool Street Railway Station [LST] , arriving LST no later than 8:30 am .					
Arrival Time	SITE	Time On-Site	Depart Time	Travel Time/Method to next Site	See Site
@8:30 am	At LST  , buy a Return ticket for Sudbury Railway Station (SUY) in Suffolk.	n/a	@9:02 am	A 1 hour 20 min  trip	#19
10:21 am	At SUY, look for your prebooked Taxi, or walk to Bus 753's stop at the Sudbury Bus Station.	Fill in your remaining schedule based on the manner of transportation you select; either a 45 min  trip, or a 15 min TAXI ride.			#19
	Godric's Hollow ; Lavenham, Suffolk (Site #19)	2—3 hrs £/\$		Return to SUY; a 45 min  trip, or a 15 min TAXI ride.	#19
	At SUY, board a train back to LST	n/a		A 1 hour 20 min  trip	#19
	At LST  , follow station signs to Liverpool  , then go to Piccadilly Circus 	n/a	ASAP	An 18 min  trip	#2
	DHp1 Café-Related Film Sites ; Piccadilly Circus (Site #2)	90 min £/\$	Stay longer if you like.		
Consult  TfL for directions from Piccadilly Circus  to your London lodgings, or wherever!					

Harry Potter Places Book One
The London Potter Promenade
Special Side-Along Day Option Two;
Professor Flitwick's Classroom



If you choose this Potter Promenade SSA day itinerary option, you'll need to plan your entire London Potter holiday around a **Harrow School Open Tour** date – *OR*, you'll need to pre-book a morning or afternoon **Standard Guided Tour of Harrow School**, and plan your entire London Potter holiday around that appointment.

Either way, **you'll have to design your own Potter Promenade SSA day Option Two Itinerary**, based on the specific date and time you'll be visiting Professor Flitwick's Classroom.

Travel directions from **Harrow-on-the-Hill**   Station [HOH] to **Professor Flitwick's Classroom** (Site #25), and from HOH to the **DHp1 Café-Related Film Sites** (Site #2), are found in their respective Site entries.

Use  Transport for London (TfL) [<http://www.tfl.gov.uk>] to obtain directions from your London lodgings to the  or  station from which you'll start this day's itinerary. Be sure to reach the HOH Station no less than **30 minutes** before your scheduled tour of Professor Flitwick's Classroom.

Arrival Time	SITE	Time On-Site	Depart Time	Travel Time/Method to next Site
	DHp1 Café-Related Film Sites; Piccadilly Circus (Site #2)	90 min £/\$	Stay longer if you like.	

Consult  TfL for directions from Piccadilly Circus  to your London lodgings, or wherever!